



This project is co-funded by
the European Union

APPROVED
in Projects Monitoring Committee meeting
on 16 August 2022

Programme
Production of Statistical Information for the New EU Initiatives
Annual Report
2021

Contents

Abstract.....	3
Abbreviations.....	4
Launched Grant Projects	5
Active Grant Projects.....	9
Completed Grant Projects	11
Grant Project Resources	13
Funding.....	13
Manpower and Time Consumption.....	14
Grant Projects Undertaken in 2021 Final Reports Whereof Were Submitted to <i>Eurostat</i>.....	17

Abstract

In 2021, within the framework of the programme *Production of Statistical Information for the New EU Initiatives*, various activities were performed in **40** grant projects (**14** new projects were launched, **16** projects were completed, and **9** proposal applications were submitted to *Eurostat*).

The CSB actual expenditure on grant projects constituted **EUR 878 488**, moreover 93 % of the expenses went on remuneration as grant projects engaged 208 employees.

The grant project works carried out during the reporting year met the objectives set, and the results defined were achieved.

Abbreviations

AES	Adult Education Survey
ANC	areas of natural or other specific constraints
COICOP 2018	UN Classification of Individual Consumption According to Purpose
CPI	Consumer Price Index
CSB	Central Statistical Bureau of Latvia
EBS Regulation	European Business Statistics Regulation. Regulation (EU) 2019/2152 of the European Parliament and of the Council on European business statistics
ECFIN	Directorate-General Economic and Financial Affairs
ECOICOP	European Classification of Individual Consumption According to Purpose
ESA	European system of accounts
ESSPROS	European System of Integrated Social Protection Statistics
EU	European Union
<i>Eurostat</i>	statistical office of the European Union
EU-SILC survey	European Union Statistics on Income and Living Conditions survey
GDP	gross domestic product
GNI	gross national income
HBS	Household Budget Survey
HICP	Harmonised Index of Consumer Prices
IEA	International Energy Agency
IESS	Integrated European Social Statistics
IFS 2023	Integrated Farm Statistics 2023 survey
ISDMS	Integrated Statistical Data Management System
LFS	Labour Force Survey
NA	National Accounts
NACE	Statistical Classification of Economic Activities in the European Community
PPPs	purchasing power parities
SAIO Regulation	Regulation of the European Parliament and of the Council on statistics on agricultural input and output
SFR	Statistical Farm Register
UNECE	United Nations Economic Commission for Europe
VAT	value added tax

Launched Grant Projects

In 2021 CSB received 23 calls for proposal in the major EU topics and areas of action. Based on the project aims and CSB priorities, CSB specialists applied for 9 projects and did not apply for 14 projects because:

- project on the topic is currently or was prior undertaken in the CSB;
- CSB does not produce the data mentioned in the call;
- proposed activities are more suitable for technical assistance projects, and CSB contribution exceeds the project outcome (minor institutional development and capacity increase gains);
- of the lack of resources needed for the project activities.

In 2021 CSB launched 14 grant projects in various statistical domains, e.g., business statistics, social statistics, macroeconomic statistics, agricultural and environment statistics, as well as business tendency and territorial statistics.

Hence, the report lists some of the projects launched in 2021 and having major importance in the development of statistical production.

1. EBS Regulation (EU) 2019/2152 Implementation: Methodology and New Data Requirements (G-20.15.1, 2)

Objective:

- to implement requirements of the EBS regulation in structural business and business demographic statistics, ensuring the systematic compilation, transmission and distribution of statistical data on the new NACE codes: P, Q, R and S96.

Actions planned and results:

- developing the methodology for the compilation of SBS and BD variables for the newly required NACE codes: P, Q, R and S96. Describing the delineating process in terms of market producers;
- development of data summaries validation and transformation module (NACE P, Q, R and S96) and inclusion in the ISDMS;
- sending statistical data of structural business and business demographic statistics for 2020 and previous periods.

2. Development of Methodology for Modernisation of Obtaining Statistical Data on Grassland Management and for Modernisation of the Statistical Farm Register (Modernisation of Agricultural Statistics) (G-20.19.1,2)

Activity 1: Pilot Study on the use of geospatial information for obtaining statistical data on grassland management

Specific objectives of the activity:

- development of methodology for producing grassland area statistics according to the age groups defined in the draft of the SAIO Regulation;

- development of methodology for estimation of grassland production;
- identification of areas of ecologically significant, biologically diverse, and biologically valuable grasslands throughout whole Latvia as well as in regions;
- making suggestions for further use of satellite imagery and field block (land parcel) information for statistical purposes.

Actions planned and results of the activity:

- development of methodology ensuring fulfilment of the SAIO Regulation requirements in respect to grassland area statistics in breakdown by age groups defined in the regulation draft as well as estimation of grassland production;
- aiming to reduce response burden, information on ANC and areas of ecologic significance on farms in the IFS 2023 was acquired from geospatial information sources;
- suggestions were worked out for using the geospatial information available for statistical needs;
- to provide data users with wide range of geospatial information about the agricultural sector in Latvia, a cartographic material was prepared (it summarizes the statistical data available and administrative information at municipality level) as well as expected indicators were calculated (number of farms in municipality, number of grazing animals per permanent grassland area, labour force, etc.).

Activity 2: Development of methodology for modernisation of the Statistical Farm Register

Specific objectives of the activity:

- evaluation of SFR functionality;
- development of proposals for improvements and developments;
- identification of new data sources to be used for regular update of SFR information and production of agricultural statistics;
- development of methodology for future use of the data obtained from the new sources in agricultural statistics.

Actions planned and results of the activity:

- methodology for maintaining and improving functionality of the SFR was developed and improved as well as SRS description was updated, which hence will facilitate information updating and ensure high quality of the data;
- financial estimates were made regarding implementation of the suggestions after the project completion;
- aiming to reduce response burden, the option to use new data source – National Plant Protection Service – to acquire data needed for agricultural statistics and update SFR information was evaluated and methodological description for further use of the data was drawn up.

3. Feasibility Project on Digitisation Issues in National Accounts (G-20.20)

Objective:

- to check the practical feasibility of new guidelines in digitalization issues, taking into account the upcoming updates of the System of National Accounts 2008 and then ESA 2010.

Actions planned and results:

- understanding about digital intermediary platforms, which have been actively used in Latvia, their business models;
- assessment of the current practices of National Accounts of Latvia on the possible data gaps or incorrect classification regarding National Accounts aggregates which could be affected by digital intermediary platforms;
- a detailed description of the methodology applied and of used data source(s) and analysis of the quality of the estimates on “Digital intermediary platforms”;
- cost analysis which could be expected using the methodologies applied and data sources and assessment of sustainability of methods and data sources proposed over time;
- results of test calculations, acquired within the project, will make it possible to make estimates of possible impact on the main macroeconomic indicators;
- it is expected that the project will provide relevant input for the update of the SNA 2008 and of ESA 2010, and facilitate a future implementation of the possible revised macroeconomic standards.

4. Adult Education Survey (AES) 2022 – Statistical Infrastructure Under IESS (G-21.06)

Objective:

- ensuring high quality of AES 2022 through well-considered preparatory, data collection and processing works.

Actions planned and results:

- undertaking of sample designing-related tasks with an aim to improve data precision and build sample design satisfying requirements imposed by the Regulation (EU) 2019/1700 of the European Parliament and of the Council establishing a common framework for European statistics relating to persons and households, based on data at individual level collected from samples;
- development of methods to reduce non-response rate (various communication measures);
- training of interviewers;
- improvement of weighting schemes (testing of schemes by using data of AES 2016);
- drawing up paper and electronic questionnaires as well as Interviewers’ manual.

5. Labour Force Survey (LFS) – Statistical Infrastructure Under IESS – 2022 Module – 2022 Field-Test on Digital Platform Employment (DPE) (G- 21.10)

Objective:

- LFS compliance with the requirements of the Regulation (EU) 2019/1700 of the European Parliament and of the Council of 10 October 2019 establishing a common framework for European statistics relating to persons and households, based on data at individual level collected from samples as well as Commission Delegated Regulation (EU) 2020/256, Commission Implementing Regulations (EU) 2019/2181, 2019/2240, 2019/2241 and 2020/1642.

Actions planned and results:

- aiming to reduce LFS non-response and increase respondent engagement, invitational letters and brochures as well as texts of e-mail letters and SMS messages were re-designed;
- dissemination of survey results via social media and regional press by publishing an infographic;
- the data of the LFS ad hoc module 2022 – Job Skills were collected and meet the requirements of the Commission Implementing Regulation (EU) 2020/1642, thus will be comparable at EU level;
- data collection was tested in the pilot survey of the LFS ad hoc module 2026 – Digital Platform Employment, and the results acquired were sent to *Eurostat*.

6. Income and Living Conditions (ILC) – Statistical Infrastructure Under IESS – SILC 2022 Module – 2021 and 2022 Infra-Annual Data Collection (G-21.11)

Objectives:

- collection of data for the EU-SILC survey 2022 modules and transmission thereof to *Eurostat*;
- improvement of EU-SILC survey weighting methods;
- higher EU-SILC survey response rate (EU-SILC survey advertising campaign).

Actions planned and results:

- EU-SILC survey 2022 was conducted, including collection of data for the 3-year rolling module on health, 6-year rolling module on quality of life and module on COVID-19 influence, the data were sent to *Eurostat*;
- EU-SILC weighting methodology was improved in line with the updated population estimation methodology, incl. in respect to the regional breakdowns;
- EU-SILC survey was advertised in regional press (publication of infographics).

Active Grant Projects

In 2021, 40 projects of the grant scheme were undertaken in the CSB.

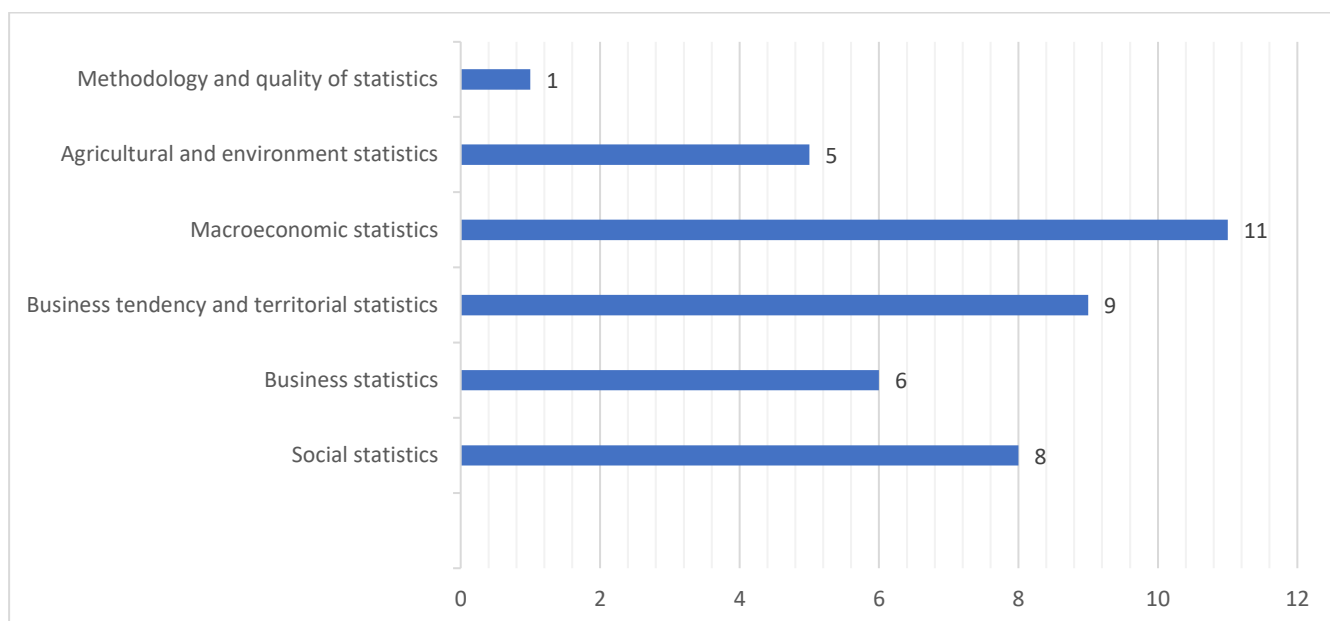


Fig. 1 Active projects by statistical domain (2021)

Table 1
Number of active projects by statistical domain (last five years)

Domain	Active projects, number				
	2017	2018	2019	2020	2021
Social statistics	9	9	9	9	8
Business statistics	10	10	8	7	6
Price statistics	4	4	3	3	-
Business tendency and territorial statistics	10	10	10	10	9
Dissemination of statistical data	3	1	-	-	-
IT	1	-	2	1	-
Macroeconomic statistics	1	3	5	6	11
Regional and urban statistics	-	3	-	-	-
Agricultural and environment statistics	6	9	5	6	5
Mathematical statistics	2	2	2	1	-
Methodology and quality of statistics	-	-	2	2	1
Total	46	51	46	45	40

In business tendency and territorial statistics, within the framework of grant projects, surveys are carried out annually to acquire business tendency indicators for characterizing the situation in sectors such as industry, investment, construction, retail trade and services and for use in short-term forecasts. The indicators acquired are regularly sent to ECFIN for the calculation of the common EU and euro area indicators as well as published on the official statistics portal.

In social statistics grant projects have given the opportunity to constantly develop new and innovative methods in data collection, mathematical analysis, communication, and other stages of statistical production.

In macroeconomic statistics, within the framework of grant projects, significant work was done on the development of productivity indicators based on national accounts data in Latvia, by publishing experimental statistics data tables of labour and capital productivity indicators and their descriptive metadata on the official statistics portal, as well as on the introduction of classifications of individual consumption types in COICOP 2018 in three domains – HBS, NA and CPI.

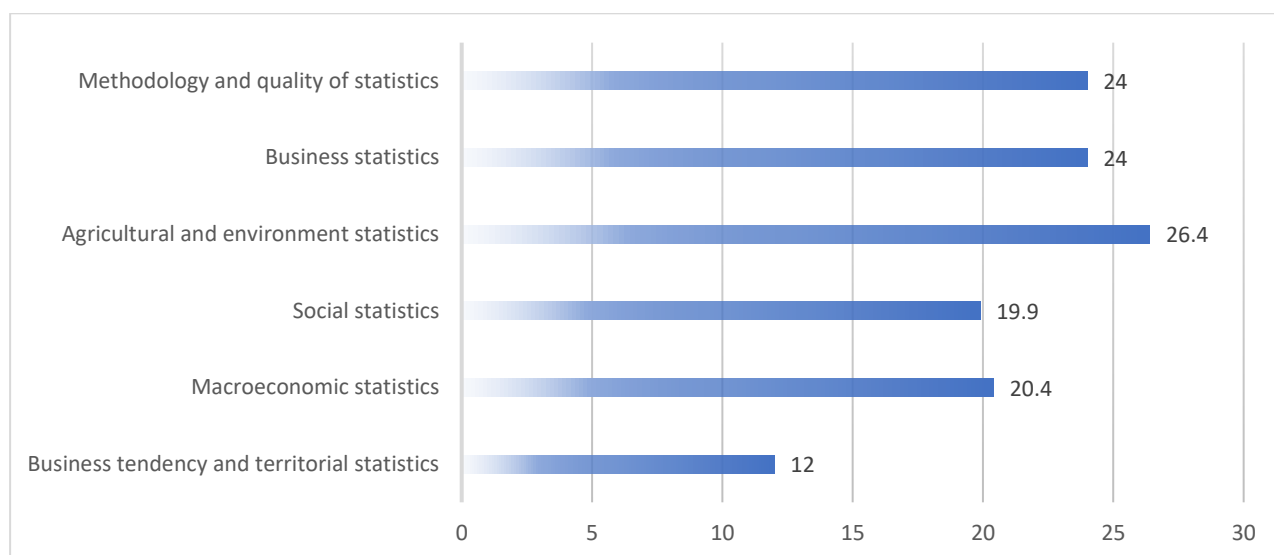


Fig. 2 Average duration of active projects by statistical domain (2021)

The number of agricultural and environment statistics projects is not high (only five), however all of them are large and are undertaken for 21–30 months.

Completed Grant Projects

In 2021, 16 grant projects were completed. The projects have contributed to the development of statistical production methods and processes as well as acquisition of new data and production of new statistics.

Within the framework of the [**grant project *Data Collection for City and Subnational Statistics \(G-19.10\)***](#), all available and calculated statistical indicators as well as methodological information (data on 2019 and 2020) on the largest cities (Riga, Liepāja, Jelgava, Daugavpils) and functional urban areas thereof was compiled, verified and sent to *Eurostat*. Moreover, Sol-Logit population and migration estimation method, based on the analysis of Population and Housing Census 2021, population statistics after 2024, and national data user needs, was developed and tested.

[**Grant project *Development of Growth and Productivity Accounts Indicators \(G-19.14\)***](#) was important for the development of productivity indicators based on national accounts data in Latvia. As part of it, a methodology and calculation process for collecting productivity indicators based on national accounts data was developed. As a result, new labour and capital productivity indicators were developed and published on the official statistics portal. Calculations of the productivity indicators made within the project will be continued every year, publishing them also on the official statistics portal. At the same time, to promote the use of the new productivity indicators, a remote meeting was organized among main users of national accounts data – Latvijas Banka, the Ministry of Finance, the Ministry of Economics – informing them about the developed national accounts productivity indicators.

Within the framework of [**grant project *National Accounts Improvement of the GNI Data: Exhaustiveness and Non-Collected VAT \(G-20.08\)***](#) contributed to better accuracy of Latvian GNI data and better reliability and exhaustiveness, which is an essential prerequisite for GNI's own resource objectives. Work was done on the assessment of the economy not captured in the reports, which is calculated using the method of labour resources and reference income, the algorithms and calculations of the theoretical VAT calculation were revised. The new data calculated for 2019 was included in the 2019 GNI estimates and are therefore also included in the GNI questionnaire data. The revised GNI data were sent for publication both in the *Eurostat* database and the official statistics portal.

The actions undertaken within the [**grant project *Improvement of Timeliness of Energy Statistics \(G-19.15\)***](#) covered analysis of the available administrative data on electricity volume sold by electricity traders and natural gas flows within Latvia by assessing quality thereof, as well as drawing up of the Energy Balance of Latvia description, development of automated summary table in *RStudio*, as well as verification and analysis of the estimates made. The completed annual energy statistics questionnaires (oil products, natural gas, electricity and heat, solid fuels and renewable energy resources) were sent to *Eurostat* before 30 September, instead of before 30 November as provided for in the Regulation No 1099/2008 on energy statistics.

[**Grant project *European System of Integrated Social Protection Statistics \(ESSPROS\) – Early Estimates and Unemployment Benefits Recipients \(G-20.14\)***](#) helped in producing data on the number of beneficiaries under the ESSPROS function unemployment (related quality report was drawn up as well). The data were produced based on the information on number of beneficiaries in 2018 and 2019 available to the State Employment Agency and the data on number of unemployment benefit recipients in 2018 and 2019 available to the State Social Insurance Agency

and meet the methodology of the Unemployment Cash Periodic Benefits Recipients (UBR) questionnaire prepared by the *Eurostat*).

Grant project *Price Statistics (G-20.16)* has given an opportunity to prepare for implementation of classification of individual consumption types for COICOP 2018 in three domains – HBS, NA, CPI. To achieve this goal, a national correspondence table (matrix) was created between ECOICOP and COICOP 2018, based on HBS 2019 data, consumption groups, where expenditure information is missing, were identified, consumption groups, which would require additional/clarifying questions in the next HBS questionnaire in order to ensure the acquisition/correct classification of expenditure data, were identified, final consumption expenditure of households of NA for 2019 were recalculated according to COICOP 2018, NA and HBS data were evaluated and compared according to the new classification from CPI/HICP aspect. The IT solution developed as part of the project within the framework of the existing CPI/HICP compilation system will allow index calculations to be carried out according to the new classification.

As a result of **grant project *National Accounts and Balance of Payments (G-18.1,2,3)*** descriptions of data sources and methods of Quarterly National Accounts, Annual Sectoral Accounts and Regional Accounts, based on the ESA 2010 methodology and following the standard structure provided by *Eurostat*, were prepared and sent to *Eurostat* for public dissemination on the *Eurostat* website. Descriptions of data sources and methods are useful sources of information for data quality assessment and can be used for both metadata and quality reviews.

Grant Project Resources

Funding

In 2021 CSB concluded 11 grant agreements for the total value of **EUR 892 323¹**.

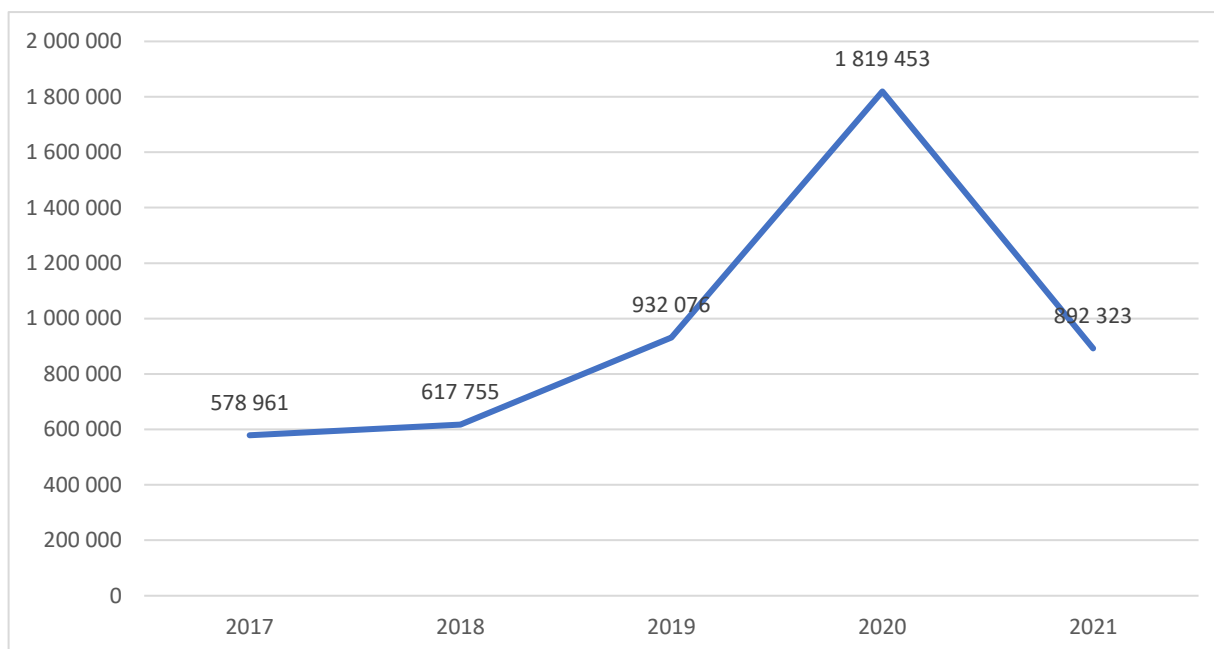


Fig. 3 Value of concluded grant agreements (last five years)

The actual CSB expenditure on grant projects amounted to **EUR 912 525** in 2021, the largest share of which (EUR 817 421) went on remuneration.

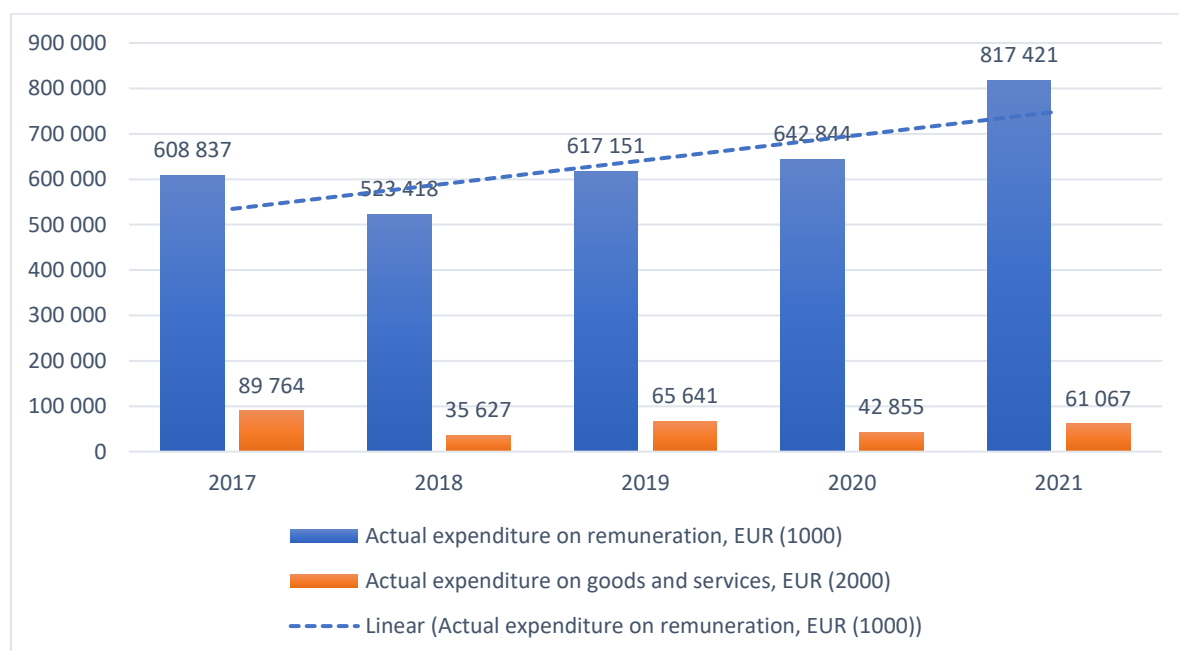


Fig. 4 Actual expenditure on grant projects by purpose (last five years)

¹ Agreement value covers both European Commission funding and national co-funding (on average 10–50 % of the agreement amount) as well as estimated indirect costs (on average 7–30 % of the agreement amount).

Compared to 2020, in 2021 actual expenditure on remunerations in grant projects has grown by 27 %, indicating the sharpest rise over the past five years.

Manpower and Time Consumption

In 2021 CSB employees have worked for **85 330 hours** on grant projects (10.9 % of all hours worked by the CSB staff), and grant projects engaged **208 employees**.

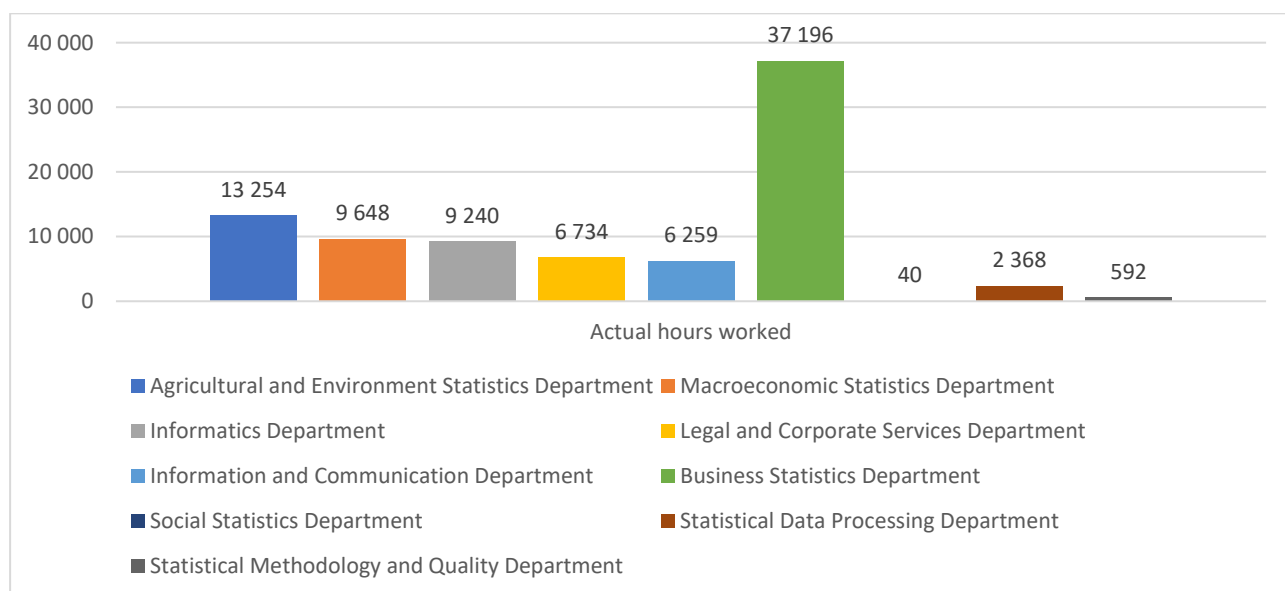


Fig. 5 Actual hours worked on grant projects in breakdown by CSB department (2021)

The greatest number of hours (37 196) on grant projects was worked by the employees of the Statistical Data Processing Department, as they are working on the surveys conducted within the projects by surveying respondents.

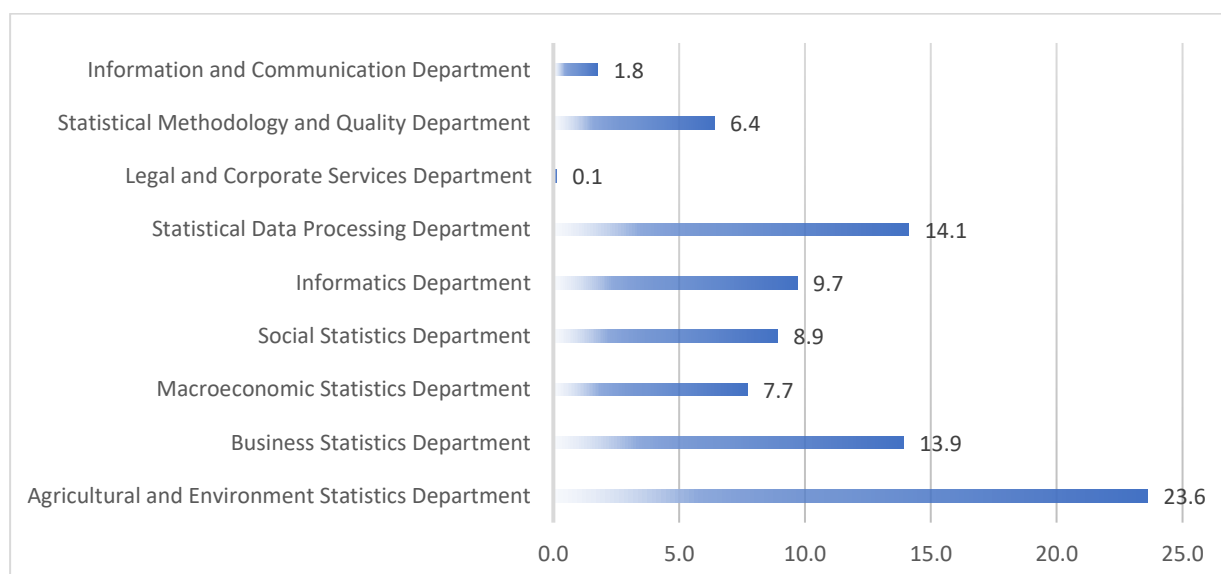


Fig. 6 Share of hours worked on grant projects in the total number of hours worked by the respective structural unit

In the Agricultural and Environment Statistics Department, grant project activities took 23.6 % of all hours worked by the department employees.

Table 2
Number of hours worked on grant projects (2021)

Project code	Project title	Actual hours worked
G-18.18.1	National Accounts and Balance of Payments: Description of sources and methods of annual sector accounts	182
G-18.18.2	National Accounts and Balance of Payments: Description of sources and methods of regional accounts	
G-18.18.2	National Accounts and Balance of Payments: Description of sources and methods of quarterly national accounts	
G-19.06	Integrated Farm Statistics 2020	8760
G-19.08	LFS 2020 Module, Quality Improvement and Breaks in Time Series Exercise	705
G-19.09	PPPs Data Collection 2020	307
G-19.10	Data Collection for City and Subnational Statistics	1823
G-19.14	Growth and Productivity Accounts	842
G-19.15	Improvement of Timeliness of Energy Statistics	1955
G-19.16	Passenger Mobility	6581
G-20.01	Business and Consumer Surveys: Industry Survey	934
G-20.02	Business and Consumer Surveys: Investment Survey	240
G-20.03	Business and Consumer Surveys: Construction Survey	571
G-20.04	Business and Consumer Surveys: Retail trade Survey	678
G-20.05	Business and Consumer Surveys: Service Survey	871
G-20.06	SILC survey – Statistical Infrastructure Under IESS – 2021 Module	2295
G-20.07	PPPs data collection 202	5344
G-20.08	National Accounts Improvement of the GNI Data: Exhaustiveness and Non-Collected VAT	1000
G-20.09	LFS – Statistical Infrastructure Under IESS – 2021 Module	2437
G-20.10	Gender-Based and Interpersonal Violence Survey (Full Implementation)	11676
G-20.11	Overview of Global Value Chains-International Offshoring of Business Functions	1848
G-20.12	Accumulated Share Capital and Depreciation of Share Capital	1079
G-20.13	Research and Development (R&D) and Innovation	5929
G-20.14	European System of Integrated Social Protection Statistics (ESSPROS) – Early Estimates and Unemployment Benefits Recipients	714
G-20.15.1	EBS Regulation (EU) 2019/2152 Implementation: Methodology and New Data Requirements	2058
G-20.15.2	EBS Regulation (EU) 2019/2152 Implementation: Methodology and New Data Requirements	1532
G-20.16	Price Statistics	1840
G-20.17	Data Collection on ICT Usage and E-commerce in Enterprises 2021	4022
G-20.18	Data Collection on ICT Usage in Households and by Individuals 2021	8529
G-20.19.01	Modernisation of Agricultural Statistics Activity 1: Pilot study on the use of geospatial information for obtaining statistical data on grassland management	184

Project code	Project title	Actual hours worked
G-20.19.02	Modernisation of Agricultural Statistics Activity 1: Development of methodology for modernisation of the Statistical Farm Register	520
G-20.20	Feasibility Project on Digitisation Issues in National Accounts	272
G-21.01	Business and Consumer Surveys: Industry Survey	2104
G-21.02	Business and Consumer Surveys: Construction Survey	1120
G-21.03	Business and Consumer Surveys: Retail trade Survey	1336
G-21.04	Business and Consumer Surveys: Service Survey	1506
G-21.05	PPPs Data Collection 2022	8
G-21.06	Adult Education Survey (AES) 2022 – Statistical Infrastructure Under IESS	280
G-21.10	Labour Force Survey (LFS) – Statistical Infrastructure Under IESS – 2022 Module – 2022 Field-Test on Digital Platform Employment (DPE)	1161
G-21.11	Income and Living Conditions (ILC) – Statistical Infrastructure Under IESS – SILC 2022 Module – 2021 and 2022 Infra-Annual Data Collection	656

The greatest number of hours was worked on the grant project *Gender-Based and Interpersonal Violence Survey (Full Implementation)* (G-20.10) – 11 676. Apart from that, also *Integrated Farm Statistics 2020* (G-19.06) (8760 hours), *Data Collection on ICT Usage in Households and by Individuals 2021* (G-20.18) (8329 hours) and *Passenger Mobility* (G- 19.16) (6581 hours) were large and labour-consuming projects conducted in 2021.

Grant Projects Undertaken in 2021 Final Reports Whereof Were Submitted to Eurostat

In 2021 final reports on **15** grant projects were drawn up and sent to Eurostat.

Table 3
Grant projects final reports whereof were sent to Eurostat in 2021

Project title	Project objective	Project result	Project ID/ manager
Business and Consumer Surveys: Industry Survey	To ensure data according to Joint Harmonised EU Programme of Business and Consumer Surveys.	Such surveys within the framework of grant projects are carried out each year to acquire business indicators that characterize situation in the certain sector, and they can be used for short-term forecasts. Indicators obtained are sent to ECFIN on a regular basis, where they are used in calculation of common indicators of European Union and euro area as well are published on the website of the CSB.	G-20.01 Madara Liepiņa, (Madara.Liepina@csp.gov.lv)
Business and Consumer Surveys: Investment Survey			G-20.02 Madara Liepiņa, (Madara.Liepina@csp.gov.lv)
Business and Consumer Surveys: Construction Survey			G-20.03 Madara Liepiņa, (Madara.Liepina@csp.gov.lv)
Business and Consumer Surveys: Retail trade Survey			G-20.04 Ieva Vanaga, (Ieva.Vanaga@csp.gov.lv)
Business and Consumer Surveys: Service Survey			G-20.05 Ieva Vanaga, (Ieva.Vanaga@csp.gov.lv)
European System of Integrated Social Protection Statistics (ESSPROS) – Early Estimates and Unemployment Benefits Recipients	Compilation of data on the beneficiaries under the ESSPROS function unemployment on 2018 and 2019	<ul style="list-style-type: none"> - Information on the number of beneficiaries in 2018 and 2019 available to the State Employment Agency was compiled based on the methodology of the Unemployment Cash Periodic Benefits Recipients (UBR) questionnaire prepared by the Eurostat. - Data on the number of unemployment benefit recipients in 2018 and 2019 available to the State Social Insurance Agency were compiled based on the methodology of the UBR questionnaire prepared by the Eurostat. - Data on the beneficiaries under the ESSPROS function unemployment were produced and a respective quality report was drawn up. <p>Aiming to meet the objective and undertake activities of the grant project, an interdepartmental agreement with the State Employment Agency and State Social Insurance Agency was concluded.</p>	G-20.14 Kārlis Smudzis (Karlis.Smudzis@csp.gov.lv)
PPPs Data Collection 2020	Provision of basic information for PPPs data 2020.	Surveys included in the project such as Consumer price surveys, Rental agency survey, Capital goods price survey, Hospital price survey, Other surveys (GDP weights, VAT data, survey on wages of employees in	G-19.09 Baiba Alksnīte (Baiba.Alksnite@csp.gov.lv)

Project title	Project objective	Project result	Project ID/ manager
		<p>the public sector, housing rent data) were carried out.</p> <p>The updated description of PPPs calculation data sources and methods (Inventories) was prepared.</p> <p>The benefit of the data acquired for Latvia – purchasing power parities are calculated and it is possible to make a comparison with other European countries. PPPs are spatial deflators and currency converters that smooth out differences in price levels across countries and thus allow comparisons of GDP component volumes.</p> <p>PPP allows you to measure the value of the currency used in country's economy based on the amount of goods and services that can be bought with the currency of the country.</p>	
LFS 2020 Module, Quality Improvement and Breaks in Time Series Exercise	LFS module 2020 (accidents at work and other work-related health problems) was part of the Latvian LFS that together with the EU LFS serve as a significant source of information on the EU labour market (current situation, trends). The module was aimed at collecting methodologically justified and valid data as well as increasing data comparability based on the sample questionnaire approved by the Labour Market Statistics (LAMAS) working group.	<ul style="list-style-type: none"> - In December 2019 an intermediate technical report on the preparatory works of the project (development of paper and electronic questionnaire, questionnaire testing, interviewer training) was drawn up and sent to <i>Eurostat</i>. The report was accompanied by the final module questionnaire and interviewer's manual. - LFS 2020 module quality report and microdata were transmitted to <i>Eurostat</i>. - Key results of the LFS module were presented in a national annual LFS publication (in a section devoted to the module results). 	G-19.08 Ruta Beināre (Ruta.Beinare@csp.gov.lv)
National Accounts and Balance of Payments – Activity 7: Documenting sources and methods used for the compilation of inventories based on ESA 2010	Create standardized descriptions based on the ESA 2010 requirements and, in accordance with the standard structure provided by Eurostat, to provide information on data sources and methods used to compile annual non-financial sector accounts, quarterly national accounts and regional accounts.	<p>As a result of the project, all three descriptions of data sources and methods, based on the ESA 2010 methodology and following the standard structure provided by Eurostat, were prepared and sent to Eurostat for public dissemination on the Eurostat website. Descriptions of data sources and methods are useful sources of information for data quality assessment and can be used for both metadata and quality reviews. The description of sources and methods of the quarterly national accounts was published in Metadata of the official statistics portal, and description of sources and methods of the Annual Sector Accounts and it is also planned to publish sources and methods of the Regional Accounts on the portal.</p> <p>Activity Description of sources and methods of annual sector accounts was divided into</p>	G- 18.18.1 Inese Medne, (Inese.Medne@csp.gov.lv)
National Accounts and Balance of Payments – Description of sources and methods of regional accounts			G-18.18.2 Inese Medne, (Inese.Medne@csp.gov.lv)
National Accounts and Balance of			G-18.18.3 Gita Ķiņķevska

Project title	Project objective	Project result	Project ID/ manager
Payments – Description of sources and methods of quarterly national accounts		<p>two stages. In the first stage, A-C sections of the description of data sources and methods of the Annual Sector Accounts were created, which were included in the interim report. In the second stage, A-D sections with relevant annexes and completion of the description of data sources and methods of the annual sector accounts were completed.</p> <p>Activity Description of sources and methods of regional accounts was divided into two stages. In the first stage an interim report was created, where a detailed description of the sources and methods of the Regional Accounts was presented in the middle of the project. In the second stage a final report was prepared, which included a complete description of the Regional Accounts data sources and methods.</p> <p>Activity Description of sources and methods of quarterly sector accounts was divided into two stages. In the first stage an interim report was created, where a detailed description of the sources and methods of the Quarterly national accounts was presented in the middle of the project. In the second stage a final report was prepared, which included a complete description of the Quarterly national accounts data sources and methods.</p>	(Gita.Kinkevka@csp.gov.lv)
Data Collection for City and Subnational Statistics	Compilation of high-quality and comparable data on the largest cities (Riga, Liepāja, Jelgava, Daugavpils) and functional urban areas thereof, provision of metadata having detailed descriptions as well as development of new population estimation method with an aim to produce high-quality territorial statistics.	<p>- All available and estimated data (on 2019 and 2020) on Riga, Liepāja, Jelgava, Daugavpils and functional urban areas thereof were compiled and verified and together with the respective methodological information transmitted to <i>Eurostat</i>.</p> <p>- Sol-Logit population and migration estimation method, based on the analysis of Population and Housing Census 2021, population statistics after 2024, and national data user needs, was developed and tested.</p>	G-19.10 Ance Svārups-Lūse (Ance.Svarupa@csp.gov.lv)
Growth and Productivity Accounts	<p>- To develop a methodology harmonized in Europe for the calculation of growth and productivity account indicators, based on the data included in the ESA 2010 data transmission programme, i.e. national account indicators.</p> <p>- To promote annual collection and publication of labour force and capital</p>	A methodology and calculation process for collecting productivity indicators based on national accounts data was developed. As a result, new labour and capital productivity indicators were developed and published at national level on the official statistics portal of Latvia. Published datasets contain metadata according to the SIMS 2 framework. From now on, all productivity indicators developed within the project will be calculated annually and published every year on the official statistics portal of Latvia. The results of the project are also relevant for the needs of national accounts, as productivity	G-19.14 Inese Medne, (Inese.Medne@csp.gov.lv)

Project title	Project objective	Project result	Project ID/ manager
	<p>productivity indicators at national level.</p> <p>- To contribute to the promotion of productivity indicators based on national accounts data at the national and European level and to the promotion of cooperation between interested parties.</p> <p>The work of the project was significant for the development of productivity indicators based on national accounts data in Latvia.</p>	<p>indicators can be used as additional data to view and identify potential data quality problems.</p> <p>In order to contribute to the cooperation and promote the use of new productivity indicators, a remote meeting was organized among main users of national accounts data (Latvijas Banka, the Ministry of Finance, the Ministry of Economics) informing them about the developed national accounts productivity indicators. National compilers of productivity indicators also participated in four working groups organized by Eurostat on the compilation of growth and productivity accounts.</p>	
Improvement of Timeliness of Energy Statistics	<p>Improvement of energy statistics timeliness (production and transmission) allowing to transmit common IEA-Eurostat-UNECE annual questionnaires before the end of September instead of before 30 November as provided for in the Regulation No 1099/2008 on energy statistics.</p>	<ul style="list-style-type: none"> - Validations of the energy statistics annual report <i>2-EK, 1-energy, 1-energy (annex), 1-energetics</i> and <i>1-gas</i>, drawing up of guidelines for respondents and statisticians. - Analysis of the data collected via <i>2-EK</i>, and improvement of sampling criteria, reduction of respondent number in sample. - Analysis of the received administrative data on electricity volume sold by electricity traders (assessment of data quality). - Detailed analysis of information on natural gas flows within Latvia. - Description of the Energy Balance of Latvia was drawn up, automated summary table in <i>RStudio</i> was developed, as well as the estimates made were verified and analysed. - Work on the annual energy statistics questionnaires (oil products, natural gas, electricity and heat, solid fuels and renewable energy resources) was completed and on 30 September 2021 they were transmitted to <i>Eurostat</i>, IEA and UNECE (two months before the term required by the Regulation No 1099/2008 on energy statistics). <p>The results achieved allow simplifying the processes of the statistical production, thus reducing the time spent on the data collection, processing and analysis and improving timeliness and quality of the statistics.</p>	<p>G-19.15 Lāsma Černovska, (Lasma.Cernovska@csp.gov.lv)</p>
National Accounts Improvement of the GNI Data: Exhaustiveness and Non-Collected VAT	<p>Resolve the transaction-related gross national income (GNI) reservation for Latvia regarding exhaustiveness and non-collected value added tax (VAT).</p>	<p>Within the framework of the project, work was done on the economy not captured in the reports, which is calculated using the method of labour resources and reference income, methodological improvement, as well as algorithms used so far in theoretical VAT calculation were revised. In addition to the tasks of the grant project, the representative of the CSB presented practice of Latvia in</p>	<p>G-20.08 Evita Kupče (Evita.Kupce@csp.gov.lv)</p>

Project title	Project objective	Project result	Project ID/ manager
	The resolution of the GNI reservation contributes to better accuracy of the Latvian GNI data and ensures their better reliability and exhaustiveness, which is an essential prerequisite for the goals of own resources of the GNI.	theoretical VAT calculation to a subgroup of the GNI expert group, which was created temporarily with the purpose of studying questions about the exhaustiveness of GNI and developing new or updating previous recommendations in this area, so that member states can follow them when making their own calculations. Final reports for the grant project were also prepared – a methodological description of the work carried out to resolve the GNI reservation on exhaustiveness and non-collected VAT. The results of the methodological final report are included in the GNI quality report for 2021. The new data calculated for 2019 was included in the 2019 GNI estimates and are therefore also included in the GNI questionnaire data. Both GNI Quality Report and GNI Questionnaire were sent to Eurostat by the agreed deadline of 30 September 2021. The revised GNI data were sent for publication in the Eurostat database and were also published in the official statistics portal.	
Price Statistics	To get prepared for the implementation of classification of individual consumption types for COICOP 2018 in three domains – HBS, NA, CPI.	<ul style="list-style-type: none"> - National correspondence table (matrix) between ECOICOP and COICOP 2018 was created based on HBS 2019 data. - Consumption groups where expenditure information is missing were identified. - Consumption groups that would need additional/clarifying questions in the next HBS questionnaire to ensure the acquisition/correct classification of expenditure data were identified. - Final consumption expenditure of NA households for 2019 according to COICOP 2018 were recalculated. - NA and HBS data were evaluated and compared according to the new classification from CPI/HICP aspect. - IT solutions were developed within the framework of the existing CPI/HICP compilation system to carry out index calculations according to the new classification. - Historical time series of CPI/HICP according to COICOP 2018 classification were calculated and results compared with official indices. 	G-20.16 Natalja Dubkova (Natalja.Dubkova@csp.gov.lv)

Programme Manager

Egija Biete

Head of Resources Planning, Analysis and Coordination Section

Inga Ābrāma